

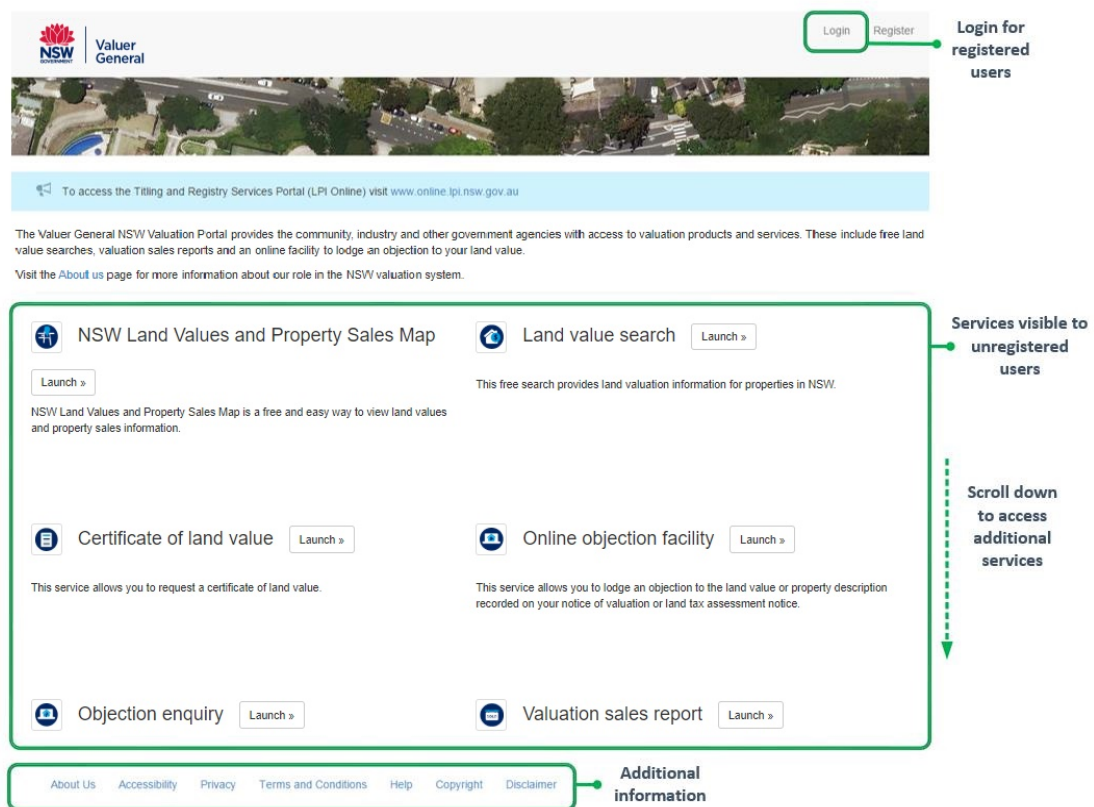
User Guide A.

Layout: Valuer General NSW Valuation Portal

The Valuer General NSW Valuation Portal (the portal) provides access to a number of valuation products and services, in a clear and uncluttered interface.

1. Valuation Portal Home Page









At a glance, portal home page appears as below. It is important to note that while the look and feel of the portal has changed, the services contained within it remain the same.



Under the Valuer General NSW banner on the home page are a number of services available to all users without logging in.

2. Addition of Services

Services like 'Online Objection Facility' and 'Valuation Sales Reports', 'Title Reference Enquiry' and 'Property Address Enquiry' are now located on the home page of the portal. As per other services, each application is launched by clicking on the selected icon.

 Certificate of land value Launch > <small>This service allows you to request a certificate of land value.</small>	 Online objection facility Launch > <small>This service allows you to lodge an objection to the land value or property description recorded on your notice of valuation or land tax assessment notice.</small>
 Objection enquiry Launch > <small>This service allows you to discover the current status of your objection.</small>	 Valuation sales report Launch > <small>This report provides you with a selection of the sales that were considered during the valuation of your property.</small>
 Information kit request Launch > <small>The service allows you to request an Information Kit to be sent to you. The kit includes Benchmark/Component report & Fact Sheet, Valuation Sales report, Your guide to the Valuer General's review process, objection form and checklist. Should you wish to request a review of your land value, you can lodge your objection electronically via our online objection facility.</small>	 Benchmark Component report Launch > <small>This report shows the information about your property's group or component, the sales the valuer used to value the representative properties in your component and how the sales compare to the representative properties.</small>
 Title reference enquiry Launch > <small>This search provides you with the street address for a property by using the title reference.</small>	 Property address enquiry Launch > <small>This search provides you with a property number by using the property address or title reference.</small>

3. Logging In

In order to access the additional services enabled in your user profile ('authenticated services'), a user login will be required. For assistance with logging into the portal please see the user guide B. Login to Portal.

4. Additional Information

Located along the bottom of the home page are details about the portal, including Terms and Conditions and Help.

[About Us](#) [Accessibility](#) [Mobile App](#) [Privacy](#) [Terms and Conditions](#) [Help](#)

Additional information

For further assistance with the portal, please refer to the other User Guides available on the portal.